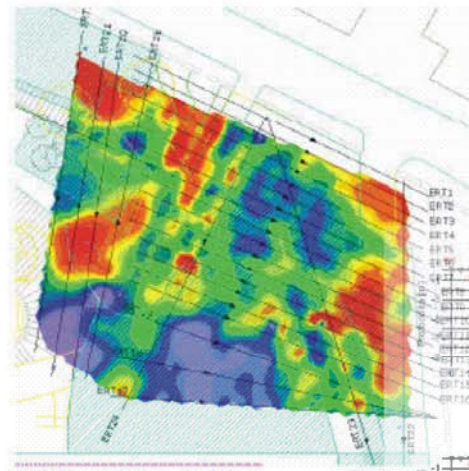
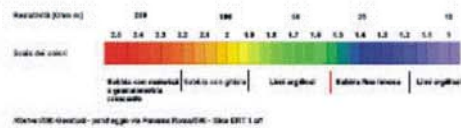
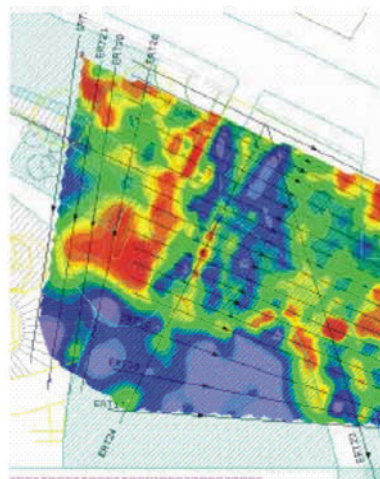


MAPPA DELLA DISTRIBUZIONE DELLE RESISTIVITA'

Profondità 0.1-0.5 m



Profondità 0.6-1.0 m



Nota: IRT: Resistività per ogni linea ERT. IRT: IRT 1-15

